

1-292254-1 ✓ ACTIVE




AMP CT

TE Internal #: 1-292254-1

Connector Assembly, Plug to Plug Relay Header, Wire-to-Panel, 11
Position, 2 mm [.078 in] Centerline, 1 Row, Natural, Mating
Retention, Signal, AMP CT

[View on TE.com >](#)

Connectors > PCB Connectors > Wire-to-Board Connectors > Wire-to-Board Connector Assemblies & Housings



Connector Product Type: **Connector Assembly**

Connector & Housing Type: **Plug to Plug Relay Header**

Connector System: **Wire-to-Panel**

Number of Positions: **11**

Centerline (Pitch): **2 mm [.078 in]**

Features

Product Type Features

Connector Product Type	Connector Assembly
Connector & Housing Type	Plug to Plug Relay Header
Connector System	Wire-to-Panel
Sealable	No

Configuration Features

Number of Positions	11
Number of Rows	1

Electrical Characteristics

Operating Voltage	125 V
-------------------	-------

Contact Features

Contact Retention Within Housing	Without
Contact Type	Pin
Contact Base Material	Brass
Contact Current Rating (Max)	4 A



Mechanical Attachment

Strain Relief	Without
Panel Mount Feature	With
Panel Mount Feature Type	Latches
Mating Retention Type	Locking Latch
Mating Retention	With
Connector Mounting Type	Panel Mount

Housing Features

Housing Material	Nylon 66
Centerline (Pitch)	2 mm [.078 in]
Housing Color	Natural

Dimensions

Connector Length	25.78 mm [1.014 in]
Panel Thickness (Recommended)	.81 – 1.6 mm [.032 – .063 in]
Connector Height	12 mm [.472 in]
Connector Width	6 mm [.236 in]

Usage Conditions

Operating Temperature Range	-40 – 105 °C [-40 – 221 °F]
-----------------------------	-----------------------------

Operation/Application

Circuit Application	Signal
---------------------	--------

Industry Standards

CSA Rating	Certified
Approved Standards	UL Recognized
UL Flammability Rating	UL 94V-0
UL File Number	E28476
UL Rating	Recognized
Agency/Standard	CSA, UL
CSA Certified	Yes
CSA File Number	LR 7189

Packaging Features

Packaging Quantity	300
Packaging Method	Bag & Box



Product Compliance

[For compliance documentation, visit the product page on TE.com>](#)

EU RoHS Directive 2011/65/EU	Compliant
EU ELV Directive 2000/53/EC	Compliant
China RoHS 2 Directive MIIT Order No 32, 2016	No Restricted Materials Above Threshold
EU REACH Regulation (EC) No. 1907/2006	Current ECHA Candidate List: JUNE 2022 (224) Candidate List Declared Against: JAN 2022 (223) Does not contain REACH SVHC
Halogen Content	Low Halogen - Br, Cl, F, I < 900 ppm per homogenous material. Also BFR/CFR/PVC Free
Solder Process Capability	Not applicable for solder process capability

Product Compliance Disclaimer

This information is provided based on reasonable inquiry of our suppliers and represents our current actual knowledge based on the information they provided. This information is subject to change. The part numbers that TE has identified as EU RoHS compliant have a maximum concentration of 0.1% by weight in homogenous materials for lead, hexavalent chromium, mercury, PBB, PBDE, DBP, BBP, DEHP, DIBP, and 0.01% for cadmium, or qualify for an exemption to these limits as defined in the Annexes of Directive 2011/65/EU (RoHS2). Finished electrical and electronic equipment products will be CE marked as required by Directive 2011/65/EU. Components may not be CE marked. Additionally, the part numbers that TE has identified as EU ELV compliant have a maximum concentration of 0.1% by weight in homogenous materials for lead, hexavalent chromium, and mercury, and 0.01% for cadmium, or qualify for an exemption to these limits as defined in the Annexes of Directive 2000/53/EC (ELV). Regarding the REACH Regulation, the information TE provides on SVHC in articles for this part number is based on the latest European Chemicals Agency (ECHA) 'Guidance on requirements for substances in articles' posted at this URL: <https://echa.europa.eu/guidance-documents/guidance-on-reach>


Compatible Parts

 <p>TE Part # CAT-AM7017-C7671 AMP COMMON TERMINATION CONTACTS</p>	 <p>TE Part # CAT-AM7017-H8172 AMP COMMON TERMINATION HOUSINGS</p>	 <p>TE Part # 1-353293-3 MINI CT MT REC ASSY 13P GRAY</p>
---	--	--


Also in the Series | [AMP CT](#)



PCB Connector Mounting(46)



PCB Headers & Receptacles(756)

Wire-to-Board Connector Assemblies
& Housings(256)

Wire-to-Board Connector Contacts(8)

Documents

Product Drawings

CT RELAY HDR ASSY 11P NAT

English

CAD Files

3D PDF

3D

Customer View Model

[ENG_CVM_CVM_1-292254-1_D.2d_dxf.zip](#)

English

Customer View Model

[ENG_CVM_CVM_1-292254-1_D.3d_igs.zip](#)

English

Customer View Model

[ENG_CVM_CVM_1-292254-1_D.3d_stp.zip](#)

English

By downloading the CAD file I accept and agree to the [Terms and Conditions](#) of use.

Datasheets & Catalog Pages

2.0MM_AMP_CT_CONNECTOR_SERIES_QUICK_REF_GUIDE

English

Product Specifications

AMP COMMON TERMINATION (CT), CONNECTOR, 2mm PITCH, M/T TYPE, LEAD FREE VERSION

Japanese

Product Specification

Japanese

Product Environmental Compliance

[MD_1-292254-1_02022017734_dmtec](#)

English

[MD_1-292254-1_02022017734_dmtec](#)

English